

Section 1	Project Name and location information:	201 SW 12TH AVE. LOCATED ON THE SW CORNER OF SW 2ND STREET AND SOUTH ANDREWS BLVD IN POMPANO BEACH
Section 2	Describe the nature of the construction activity:	COMMERCIAL / INDUSTRIAL DEVELOPMENT
Section 3	Describe the intended sequence of major soil disturbing activities:	<ul style="list-style-type: none">• 10 - 30 days - site prep and stabilized construction entrance. install perimeter silt fence.• 31 - 75 days - grading.• 76 - 170 days - construct storm sewer/utilities• 171 - 230 days - install base & prepare subgrade rough base• 231 - 275 stabilize site, complete pavement. <p>To be completed by Contractor/Subcontractor(s): 1</p>
Section 4	Total area of the site:	0.70 AC
Section 5	Total area of the site to be disturbed:	0.70 AC
Section 6	Existing data describing the soil or quality of any stormwater discharge from the site:	Any discharge from the site shall be thru filter fabric to withhold sediments.
Section 7	Estimate the drainage area size for each discharge point:	0.70 AC
Section 8	Latitude and longitude of each discharge point and identify the receiving water or MS4 for each discharge point:	N/A, CLOSED SYSTEM
Section 9	Give a detailed description of all controls, Best Management Practices (BMPs) and measures that will be implemented at the construction site for each activity identified in the intended sequence of major soil disturbing activities section. Provide time frames in which the controls will be implemented. NOTE: All controls shall be consistent with performance standards for erosion and sediment control and stormwater treatment set forth in s. 62-40.432, F.A.C., the applicable Stormwater or Environmental Resource Permitting requirements of the Department or a Water Management District, and the guidelines contained in the State of Florida Erosion and Sediment Control Designer and Reviewer Manual, FDOT, FDEP, and any subsequent amendments.	<ul style="list-style-type: none">• Prior to clearing, a silt fence (trenched 4 inches deep and backfilled on the uphill side), shall be installed around the perimeter of the site.• During the clearing, grubbing and site grading stages, areas that are disturbed more than 14 days shall be stabilized with rye grass applied at manufacturer's recommendations. After seeding, each area shall be mulched with 4,000 pounds of straw per acre. A rock access road (min 50 ft x 25 ft) shall be constructed to minimize the effects of truck traffic and sedimentation tracking both on and off the site. There will be only one construction entrance at this site.• After initial site grading work, all proposed inlet(s)/outfalls and existing inlet(s)/outfalls, once installed, shall be protected from erosion and sediment runoff by the use of filter fabric. Disturbed portions of the site where construction activities have permanently ceased shall be stabilized with bahia sod or other permanent stabilization methods (if other methods are utilized, this SWPPP will be modified) no later than 14 days after the last construction activity. Seeding shall be the same as in temporary seeding. <p>To be completed by Contractor/Subcontractor(s): 1</p>
Section 10	Describe all temporary and permanent stabilization practices. Stabilization practices include temporary seeding, mulching, permanent seeding, geotextiles, sod stabilization, vegetative buffer strips, protection of trees, vegetative preservations, etc.	<ul style="list-style-type: none">• Temporary seeding shall be rye grass applied at manufacturer's recommendations to any disturbed areas that are inactive more than 14 days.• Mulching practices and sod shall be applied to the parking lot island.• Sod shall be used to stabilize the sides of the existing detention pond.• Filter fabric shall be placed under rock entrance/exit, the swale outfall and the stormwater retention pond outfall. <p>To be completed by Contractor/Subcontractor(s): 1</p>
Section 11	Describe all structural controls to be implemented to divert stormwater flow from exposed soils and structural practices to store flows, retain sediment on-site or in any other way limit stormwater runoff. These controls include silt fences, earth dikes, diversions, swales, sediment traps, check dams, subsurface drains, pipe slope drains, level spreaders, storm drain inlet protection, rock outlet protection, reinforced soil retaining systems, gabions, coagulating agents and temporary or permanent sediment basins.	<ul style="list-style-type: none">• A silt fence shall be placed around the entire perimeter of the site.• Inlet(s)/Outfalls shall be protected with filter fabric. <p>To be completed by Contractor/Subcontractor(s): 1</p>
Section 12	Describe all sediment basins to be implemented for areas that will disturb 10 or more acres at one time. The sediment basins (or an equivalent alternative) should be able to provide 3,600 cubic feet of storage for each acre drained. Temporary sediment basins (or an equivalent alternative) are recommended for drainage areas under 10 acres.	
Section 13	Describe all permanent stormwater management controls such as, but not limited to, detention or retention systems or vegetated swales that will be installed during the construction process.	182 If of exfiltration trench will be installed for dry retention. Re-grading swale along west property line

Section 14	Waste disposal, this may include construction debris, chemicals, litter, and sanitary wastes:	All construction materials and debris will be placed in a dumpster and hauled off site to a landfill or other proper disposal site. No materials will be buried on site.
Section 15	Offsite vehicle tracking from construction entrances/exits:	Off site vehicle tracking of sediments and dust generation will be minimized via a rock construction entrance, street sweeping and the use of water to keep dust down.
Section 16	The proper application rates of all fertilizers, herbicides and pesticides used at the construction site:	Florida-friendly fertilizers and pesticides will be used at a minimum and in accordance with the manufacturer's suggested application rates.
Section 17	The storage, application, generation and migration of all toxic substances:	All paints and other chemicals will be stored in a locked covered shed.
Section 18	Other:	Port-o-lets will be placed away from storm sewer systems, storm inlet(s), surface waters and wetlands. No vehicle maintenance shall be conducted on-site. A washdown area shall be designated at all times and will not be located in any area that will allow for the discharge of polluted runoff.
Section 19	Provide a detailed description of the maintenance plan for all structural and non-structural controls to assure that they remain in good and effective operating condition.	<p>Contractor shall provide routine maintenance of permanent and temporary sediment and erosion control features in accordance with the technical specifications or as follows, whichever is more stringent:</p> <ul style="list-style-type: none">• Silt fence shall be inspected at least weekly. Any required repairs shall be made immediately. Sediment deposits shall be removed when they reach approximately one-half the height of the barrier.• Maintenance shall be performed on the rock entrance when any void spaces are full of sediment.• Inlet(s)/outfalls shall be inspected immediately after each rain event and any required repairs to the filter inlets, silt fence, or filter fabric shall be performed immediately.• Bare areas of the site that were previously seeded shall be reseeded per manufacturers' instructions.• Mulch and sod that has been washed out shall be replaced immediately.• Maintain all other areas of the site with proper controls as necessary.
Section 20	Inspections: Describe the inspection and inspection documentation procedures, as required by the FDEP NPDES Generic Permit for Stormwater Discharge from Large and Small Construction Activities.	Qualified personnel will inspect all points of discharges, all disturbed areas of construction that have not been stabilized, constructed areas and locations where vehicles enter and exit the site, and all BMPs at least once every 7 calendar days and within 24 hours of the end of a rainfall event that is 0.5 inches or greater. Where sites have been finally stabilized, said inspections shall be conducted at least once every month until the Notice of Termination is filed.
Section 21	Identify and describe all sources of non-stormwater discharges as allowed by the FDEP NPDES Generic Permit for Stormwater Discharge from Large and Small Construction Activities.	
Section 22	All contractor(s) and subcontractor(s) identified in the SWPPP must sign the following certification:	"I certify under penalty of law that I understand, and shall comply with, the terms and conditions of the State of Florida Generic Permit for Stormwater Discharge from Large and Small Construction Activities and this Stormwater Pollution Prevention Plan prepared thereunder."

Name	Title	Company Name, Address and Phone Number	Date

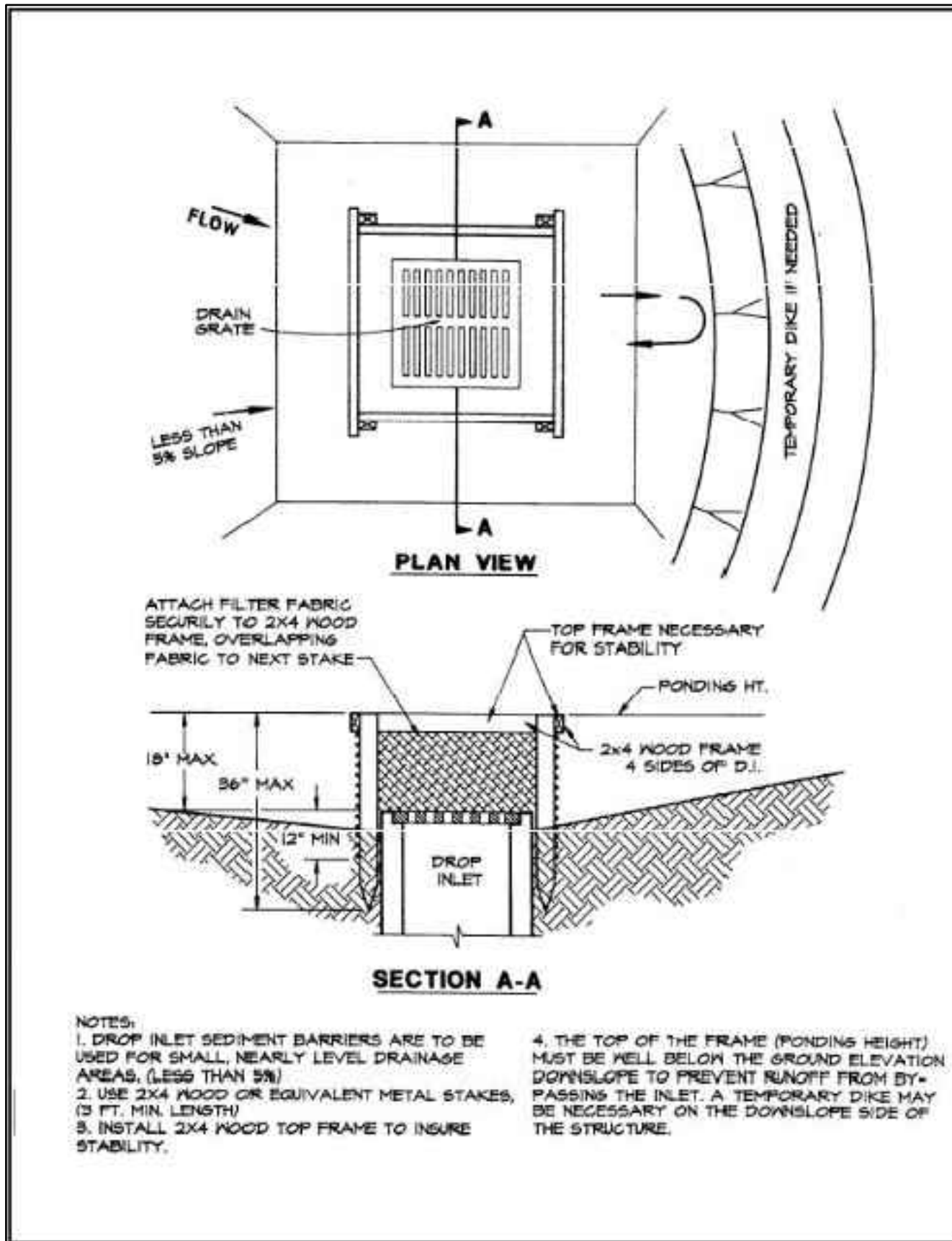


Figure 4.5a. Silt Fence Drop Inlet Sediment Barrier

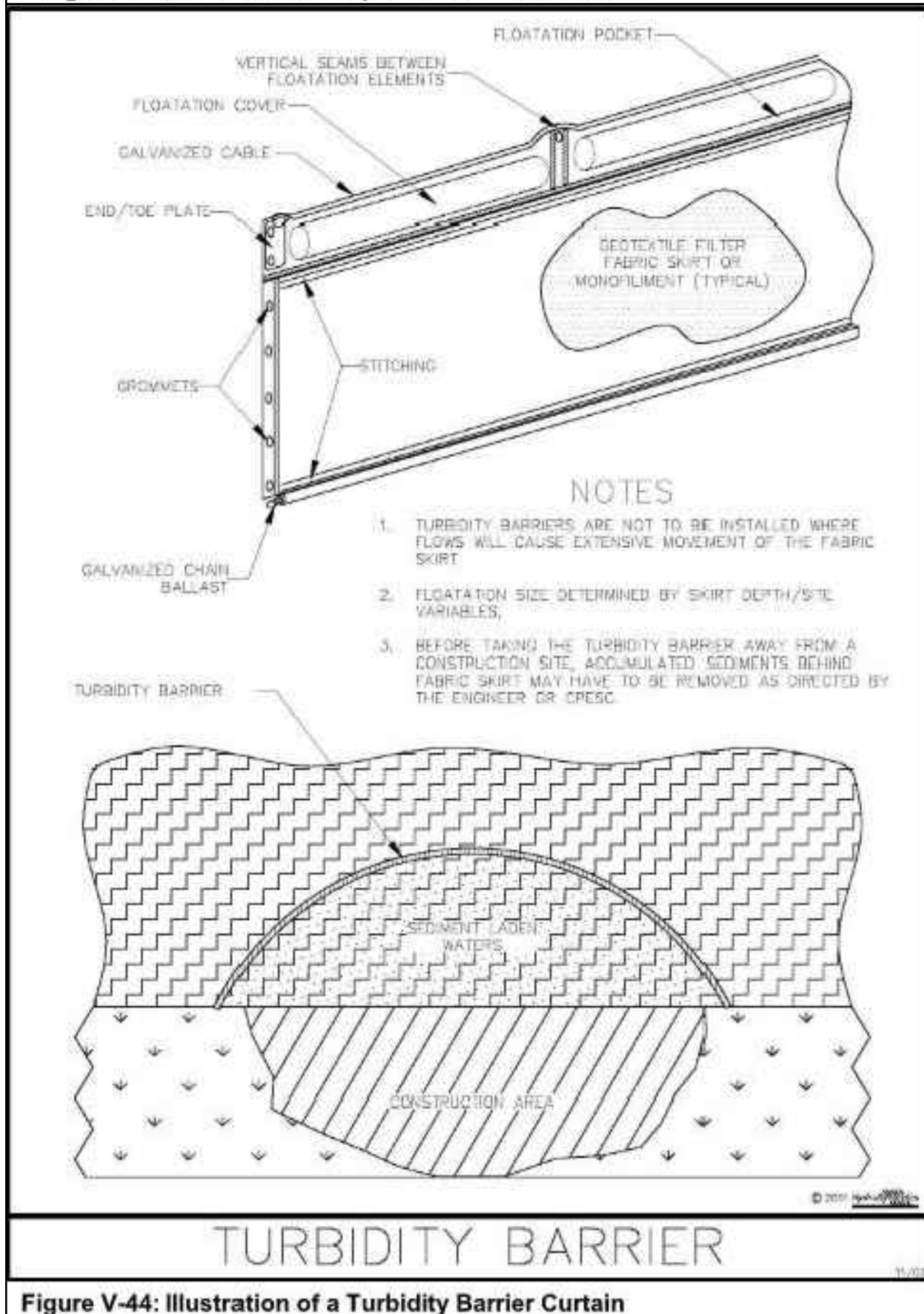


Figure V-44: Illustration of a Turbidity Barrier Curtain

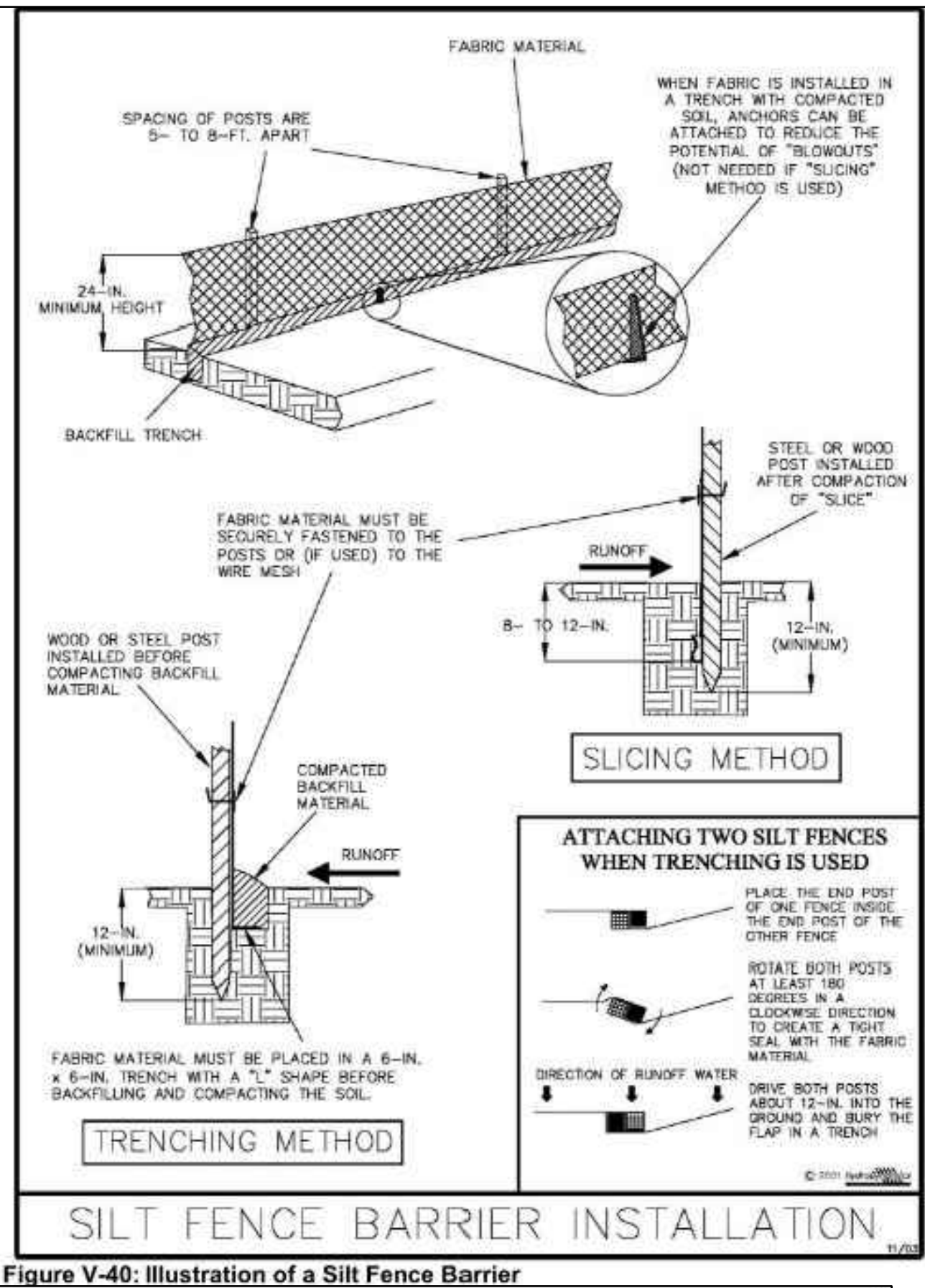


Figure V-40: Illustration of a Silt Fence Barrier

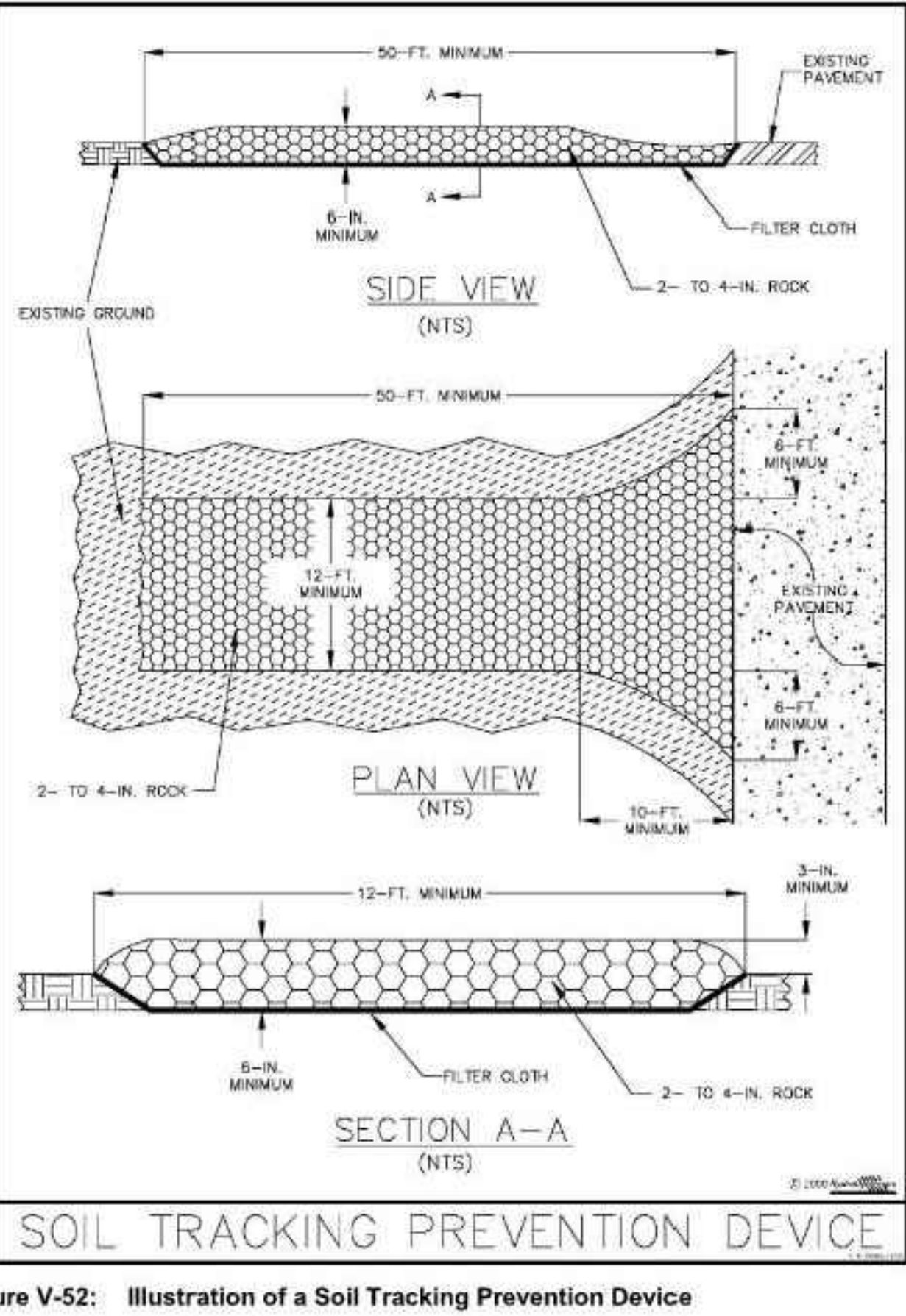


Figure V-52: Illustration of a Soil Tracking Prevention Device

AAC

PZ22-12000026

12/23/2024

REVISIONS

Jeff H. Iravani, Inc.
Consulting Engineers
1934 COMMERCE LANE, SUITE 5
JUPITER, FLORIDA 33458
TEL: (561) 575-6030
FAX: (561) 575-6088
www.jhinc.com
jhinc.com

201 SW 12th Ave

Pompano Beach, Florida

SWPPP
Details

DATE 01/26/2023
SCALE NTS
DESIGNED BY JBI
DRAWN BY JBI
JOB NO. 2208-1411

SEAL

FR # 6986
SHEET NO.
C-9